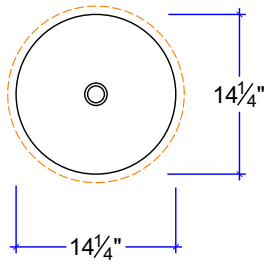
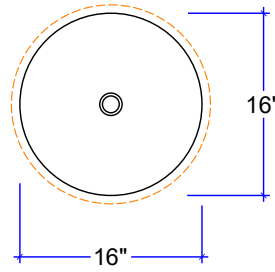


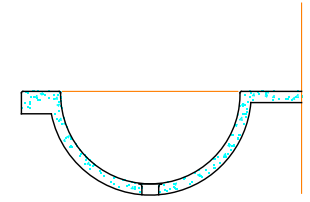
ROUND



CS-14D*
14" DIA. x 4 7/8" DEEP

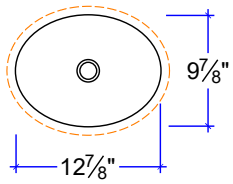


CS-16D*
16" DIA. x 8" DEEP

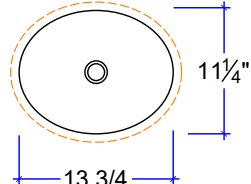


ROUND SINK SECTION

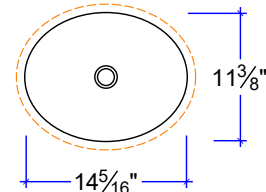
OVAL
W/CENTER DRAIN



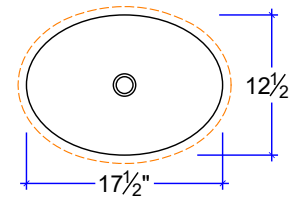
CS-1310^
12 7/8" x 9 7/8" x 4 1/2"



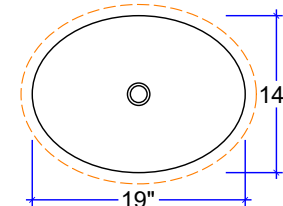
CS-1311^
13 3/4" x 11 1/8" x 4 5/8"



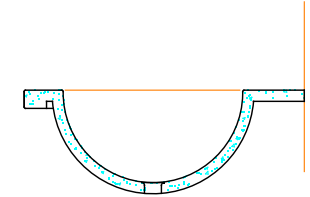
CS-1411*
14 5/16" x 11 3/8" x 5 7/8"



CS-1712*
17 1/2" x 12 1/2" x 5 3/4"

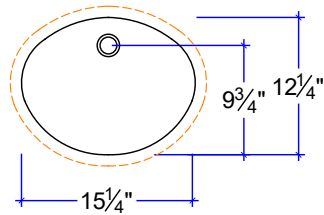


CS-1914
19" x 14" x 5 3/4"

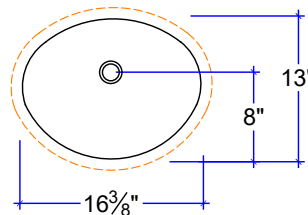


OVAL SINK SECTION
W/ CENTER DRAIN

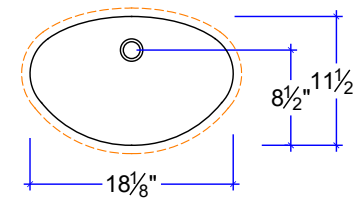
OVAL
W/OFFSET DRAIN



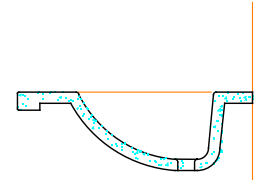
CS-1512
15 1/4" x 12 1/4" x 5 3/4"



CS-1613
16 3/8" x 13" x 5 1/2"



CS-1811
18 1/8" x 11 1/2" x 5 7/8"



OVAL SINK SECTION
W/ OFFSET DRAIN

CUSTOM SIZE COUNTERTOP WITH FIXED SIZE BASIN. DIMENSIONS ARE INSIDE SINK.

* THESE MODELS ARE AVAILABLE AS MULTI-SINK VANITIES

^ THESE MODELS CAN COMPLY WITH A.D.A. STANDARDS