



THE BATH

STANDARD PRODUCT LIST PRICES



PRICES EFFECTIVE OCTOBER 1, 2009



PHOTO	ITEM NAME MODEL	DESCRIPTION	CLASSIC CONCRETE	NUCRETE™	METALCRETE™
-------	-----------------	-------------	------------------	----------	-------------

Products can be ordered in Classic Concrete (will Patina Naturally), NuCrete™ (Stain Free Concrete), or MetalCrete™ (in Copper, Nickel, Pewter, Steel, or Bronze). Also available with "partial" MetalCrete™ finishing - please call for options & additional pricing.


P-SERIES SINKS

	P-Series RampSink P-RMP	36" x 22-1/2" Counter with integral RampSink (RMP-2215-B) & 4" Front & Side Apron	\$3,195	\$3,686	\$4,423
	Splash P-SPLSH	for P-Series RampSink (36" x 4"H x 1" thick - Rear only)	\$175	\$210	\$252
	P-Series WaveSink P-WV	36" x 22-3/8" Counter with Integral Single WaveSink & 8" Front & Side Apron	\$3,195	\$3,686	\$4,423
	Splash P-SPLSH	for P-Series WaveSink (36" x 4"H x 1" thick - Rear only)	\$175	\$210	\$252
	Wave Splash P-WVSPLSH	for P-Series WaveSink - with Wave Detail (36" x 6"H x 1-1/8" thick - Rear only)	\$390	\$350	\$420
	P-Series TroughSink-1 P-TS	36" x 22-1/2" Counter with Integral CounterSink (CS-2312) & 4" Front & Side Apron	\$3,195	\$3,686	\$4,423
	Splash P-SPLSH	for P-Series TroughSink (36" x 4"H x 1" thick - Rear only)	\$175	\$210	\$252
	P-Series TroughSink-2 P-TS-2	36" x 22-1/2" Counter with Integral CounterSink (TS-1327) & 4" Front & Side Apron	\$3,195	\$3,686	\$4,423
	Splash P-SPLSH	for P-Series TroughSink (36" x 4"H x 1" thick - Rear only)	\$175	\$210	\$252
	P-Series CounterSink P-CS	36" x 22-1/2" Counter with Integral CounterSink (CS-14D) & 8" Front & Side Apron	\$3,195	\$3,686	\$4,423
	Splash P-SPLSH	for P-Series CounterSink (36" x 4"H x 1" thick - Rear only)	\$175	\$210	\$252
	P-Series WaterFall P-WFS	36" x 22-1/2" Counter with Modified RampSink (RMP-2812-WF) (overlap above drain) 6" front and side apron	\$3,195	\$3,686	\$4,423
	Splash P-SPLSH	for P-Series WaterFallSink (36" x 4"H x 1" thick - Rear only)	\$175	\$210	\$252

P-SERIES STANDS

	Bronze P-STNDMTL	35" x 22" Powder Coated Metal Stand. Height varies Depending on Sink Selection. Towel Bar included		\$1,650	
	Alderwood P-STNDHW-S(S)(U)	35" x 22" x 28"H Alderwood Stand (Smooth) with Towel Shelf (Stained or Unstained)		\$1,300	
	Alderwood P-STNDHW-D(S)(U)	35" x 22" x 28"H Alderwood Stand (Distressed) with Towel Shelf (Stained or Unstained)		\$1,500	
	Walnut P-STNDHW-WS	35" x 22" x 28"H Walnut Wood Stand (Smooth) with Towel Shelf		\$1,600	
	Walnut P-STNDHW-WD	35" x 22" x 28"H Walnut Wood Stand (Distressed) with Towel Shelf		\$1,800	

DOUBLE VANITY MASTER BATH SINKS

	Double WaveSink WV-RES-2	76-7/8" x 22-7/16" Counter with Integral Double WaveSink & 8" Front & Side Apron	\$4,935	\$5,500	\$6,600
	Splash WV-DBLSPLSH	76-7/8" x 4"H x 1" thick (Rear only)(3pcs)	\$390	\$425	\$525
	Wave Splash W-SPLSH-2	76-7/8" x 4"H x 1-1/8" thick - with Wave Detail (Rear only)(3 pcs)	\$490	\$740	\$600



THE BATH

STANDARD PRODUCT LIST PRICES



PRICES EFFECTIVE OCTOBER 1, 2009

PHOTO	ITEM NAME MODEL	DESCRIPTION	CLASSIC CONCRETE	NUCRETE™	METALCRETE™
Products can be ordered in Classic Concrete (will Patina Naturally), NuCrete™ (Stain Free Concrete), or MetalCrete™ (in Copper, Nickel, Pewter, Steel, or Bronze). Also available with "partial" MetalCrete™ finishing - please call for options & additional pricing.					
	Double-Wide RampSink RMP-RES-2	72" x 22-1/2" Counter with Integral RampSink (RMP-3815-B) & 5" Front & Side Apron	\$4,750	\$5,290	\$6,348
	Double Bowl RampSink RMP-RES-DBL	72 x 22-1/2" Counter with Two Integral RampSinks (RMP-1714-B) & 5" Front & Side Apron	\$5,250	\$6,038	\$6,540
	Splash RMP-DBLSPLSH	72" x 4"H x 1" thick (Rear only)(3 pcs.)	\$390	\$425	\$525
	Double Waterfall WFS-2	72" x 22-1/2" Double WaterFall Sink w/ Two Bowls (RMP-2812-WF) 6" Front & Side Apron	\$5,250	\$6,038	\$6,540
	Splash RMP-DBLSPLSH	72" x 4"H x 1" thick (Rear only)(3 pcs.)	\$390	\$425	\$525
	TroughSink Vanity TS-RES-2	66" x 22-1/2" x 2" Counter with Integral TroughSink (TS-1440). No Apron	\$4,400	\$5,060	\$6,072
	Splash TS-DBLSPLSH	66" x 4" H x 1" thick (For Rear only)(3 pcs.)	\$390	\$425	\$525
SPECIALTY SINKS					
	BreakThru VesselSink™ VS-BRKTHR	Oval design - VesselSink™ only	\$1,250	\$1,650	\$2,000
	Metalized Bottom Option	As above with plated metalized sink bottom in Copper, Nickel, Pewter, Bronze or Steel	\$2,050	\$2,450	N/A
	w/ Steel Stand BRKTHR-S	Oval design - VesselSink™ w/ Steel Countertop & Hand Forged Steel Legs 36" x 14-1/8" x 34-1/2" H	\$4,250	\$4,650	\$5,000
	Metalized Bottom Option	Metalized BreakThru Sink w/ Steel Countertop & Hand Forged Leg plus Metalized Sink Bottom	\$5,050	\$5,450	N/A
	BreakThru w/ Glass Shelf BRKTHR-G	BreakThru VesselSink™ with 36" x 15-1/8" x 1/2" Thick Glass Counter	\$4,550	\$4,950	\$5,300
	Glass Shelf Brackets BRKTHR-BRAC	Wall mounted Stainless Steel Support Arms	\$1,400		
	CountryClub CCLUB	Traditional Sink Design - Integral CounterSink w/ Historic Edge Detail and Recessed Countertop	\$2,450	\$2,940	\$3,650
	w/ Metal Stand CCLUB-ST	CountryClub Sink on Traditional Metal Stand (Rustic Copper or Rustic Nickel finish) Call for other Finish Options	\$4,450	\$4,940	\$5,650
	Arts & Crafts WaveSink Vanity ARTS-WV-S	Single WaveSink on Arts & Crafts Style Cabinet w/ matching concrete inserts-Smooth Finish	\$7,800	\$8,650	\$9,155
	Arts & Crafts WaveSink Vanity ARTS-WV-D	Single WaveSink on Arts & Crafts Style Cabinet w/ matching concrete inserts-Distressed Finish	\$8,000	\$8,850	\$9,355
	The Box BOX	20" x 16" x 8-1/4" H Rectangular Ramp vessel Sink	\$1,280	\$1,664	\$2,163
	Shampoo Sink VS-SHMP	Specialty sink for home or spa available in NuCrete™ or MetalCrete™ only	N/A	\$1,750	\$2,600
	CrissCross CCROSS	Wall hung sink - Requires wall faucet. Designed by Kevin Teel AIA and selected as "Most Unique Design of 2008"	\$5,300	\$7,420	\$8,500



THE BATH

STANDARD PRODUCT LIST PRICES






PRICES EFFECTIVE OCTOBER 1, 2009






PHOTO	ITEM NAME MODEL	DESCRIPTION	CLASSIC CONCRETE	NUCRETE™	METALCRETE™
-------	-----------------	-------------	------------------	----------	-------------


Products can be ordered in Classic Concrete (will Patina Naturally), NuCrete™ (Stain Free Concrete), or MetalCrete™ (in Copper, Nickel, Pewter, Steel, or Bronze). Also available with "partial" MetalCrete™ finishing - please call for options & additional pricing.

VESSEL SINKS™

	Cabernet VS-CAB	Can be used top mounted or semi- recessed	\$990	\$1,386	\$1,663
	Chardonnay VS-CHAR	Can be used top mounted or semi- recessed	\$990	\$1,386	\$1,663
	Merlot VS-MER	Can be used top mounted or semi- recessed	\$990	\$1,386	\$1,663
	Petit Syrah VS-PS	Can be used top mounted or semi- recessed	\$990	\$1,386	\$1,663
	Zinfandel VS-ZIN	Can be used top mounted or semi- recessed	\$990	\$1,386	\$1,663

VESSEL SINKS STANDS

	Bronze VS-STND	22" x 22" x 26" H - Includes 2" Thick Concrete CounterTop (Faucet & Drain Holes as needed)	\$1,250	\$1,400	\$1,550
	Alderwood VS-WD-S(U)	22" x 22" x 26" H Alderwood Stand (Smooth) w/ 2" Thick Concrete CounterTop	1,250	1,400	1,550
	Alderwood VS-WD-D(U)	22" x 22" x 26" H Alderwood Stand (Distressed) w/ 2" Thick Concrete CounterTop	\$1,400	\$1,550	\$1,700
	Walnut VS-WD-WS	22" x 22" x 26" H Walnut wood Stand (Smooth) w/ 2" Thick Concrete CounterTop	\$1,835	\$1,985	\$2,135
	Walnut VS-WD-WD	22" x 22" x 26" H Walnut wood Stand (Distressed) w/ 2" Thick Concrete CounterTop	\$1,985	\$2,135	\$2,285
	Mission Style Alderwood VS-CONC-S	24" x 24" x 31" H Mission Style Alderwood Stand (Smooth) w/ SonomaLite Panels on sides	\$2,900	\$3,630	\$3,930
	Mission Style Alderwood VS-CONC-D	24" x 24" x 31" H Mission Style Alderwood Stand (Distressed) w/ SonomaLite Panels on sides	\$3,150	\$3,880	\$4,180
	Walnut VS-CONC-W-S	24" x 24" x 31" H Mission Style Walnut wood Stand (Smooth) w/ SonomaLite Panels on sides	\$3,400	\$4,280	\$4,610
	Walnut VS-CONC-W-D	24" x 24" x 31" H Mission Style Walnut wood Stand (Distressed) w/ SonomaLite Panels on sides	\$3,650	\$4,530	\$4,860



THE BATH

STANDARD PRODUCT LIST PRICES






PRICES EFFECTIVE OCTOBER 1, 2009

PHOTO	ITEM NAME MODEL	DESCRIPTION	CLASSIC CONCRETE	NUCRETE™	METALCRETE™
-------	-----------------	-------------	------------------	----------	-------------

Products can be ordered in Classic Concrete (will Patina Naturally), NuCrete™ (Stain Free Concrete), or MetalCrete™ (in Copper, Nickel, Pewter, Steel, or Bronze). Also available with "partial" MetalCrete™ finishing - please call for options & additional pricing.


BATHTUBS

Tub filler & Overflow/ Drain Tower - Available through Sonoma Forge 800-330-5553

	Double WaveTub WV-TUB-DB	Two-Person Soaking Tub with Slotted Drains 130 gal capacity	\$13,850	\$19,500
		Embedded Heating Element * This option non discountable	\$2,500 *	
		Spa Air Bubble System * This option non discountable	\$3,500 *	
	Urban Double WaveTub WV-TUB-UR	Two-Person Soaking Tub with Slotted Drains 130 gal capacity	\$14,850	\$20,500
		Embedded Heating Element * This option non discountable	\$2,500 *	
		Spa Air Bubble System * This option non discountable	\$3,500 *	
	Ofuro Soaking Tub OFURO	Single-Person Japanese Style Soaking Tub 70 gal. Capacity	\$9,850	\$14,500
		Embedded Heating Element * This option non discountable	\$2,500 *	
		Spa Air Bubble System * This option non discountable	\$3,500 *	
	Seat	Curved removable seat for Ofuro Tubs only	\$850	

Please call to Discuss Custom Made Tubs and Tub Surrounds

SHOWER SYSTEMS

	EARTHCRETE™ SHOWER SYSTEMS ARE CUSTOM MADE - CALL FOR SPECIFICATIONS AND PRICES FOR SHOWER FLOORS, WALLS, AND THRESHOLDS
---	--